

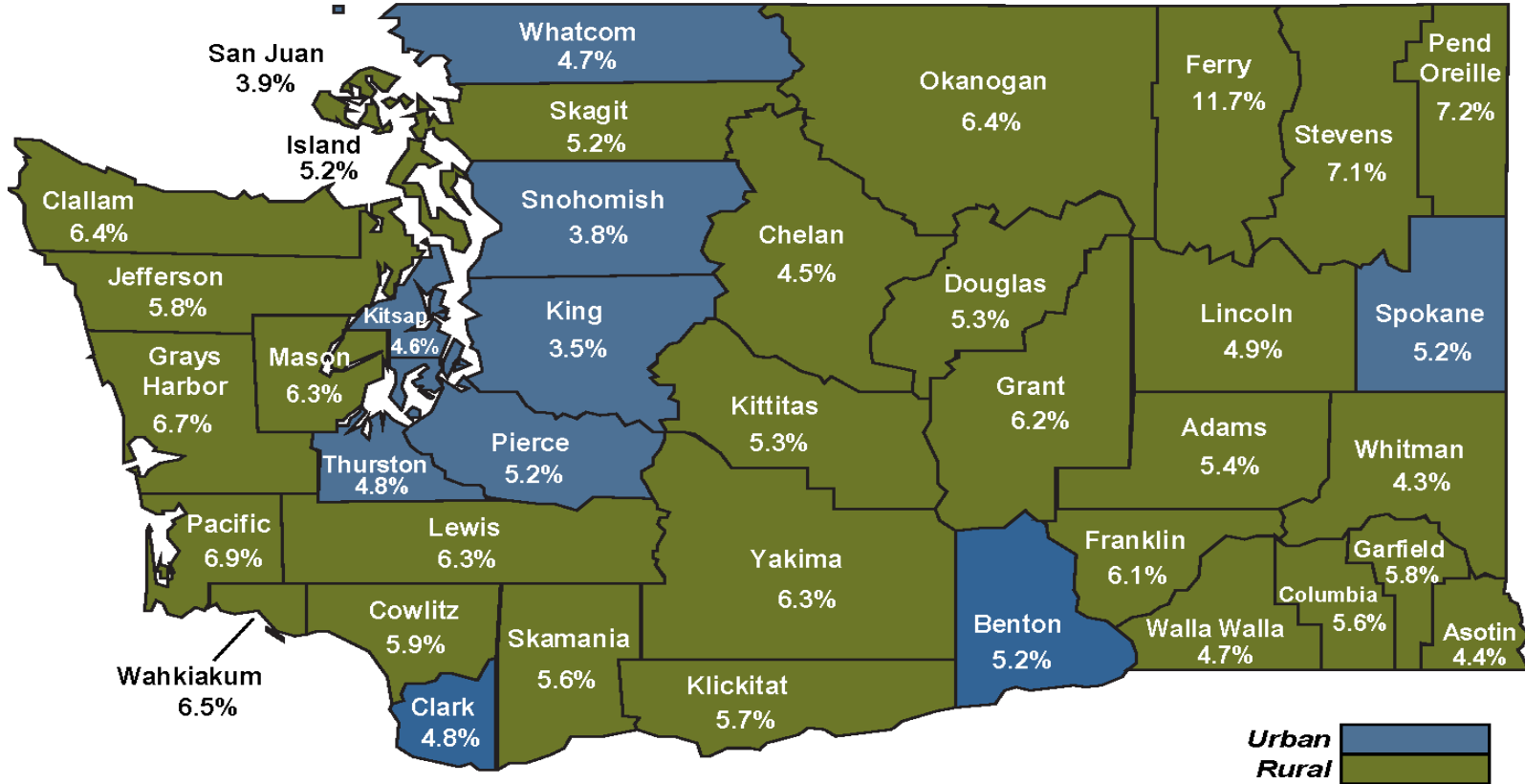
Eastern Washington Partnership

Doug Tweedy, Regional Economist
September 26, 2019



Washington state's urban and rural counties

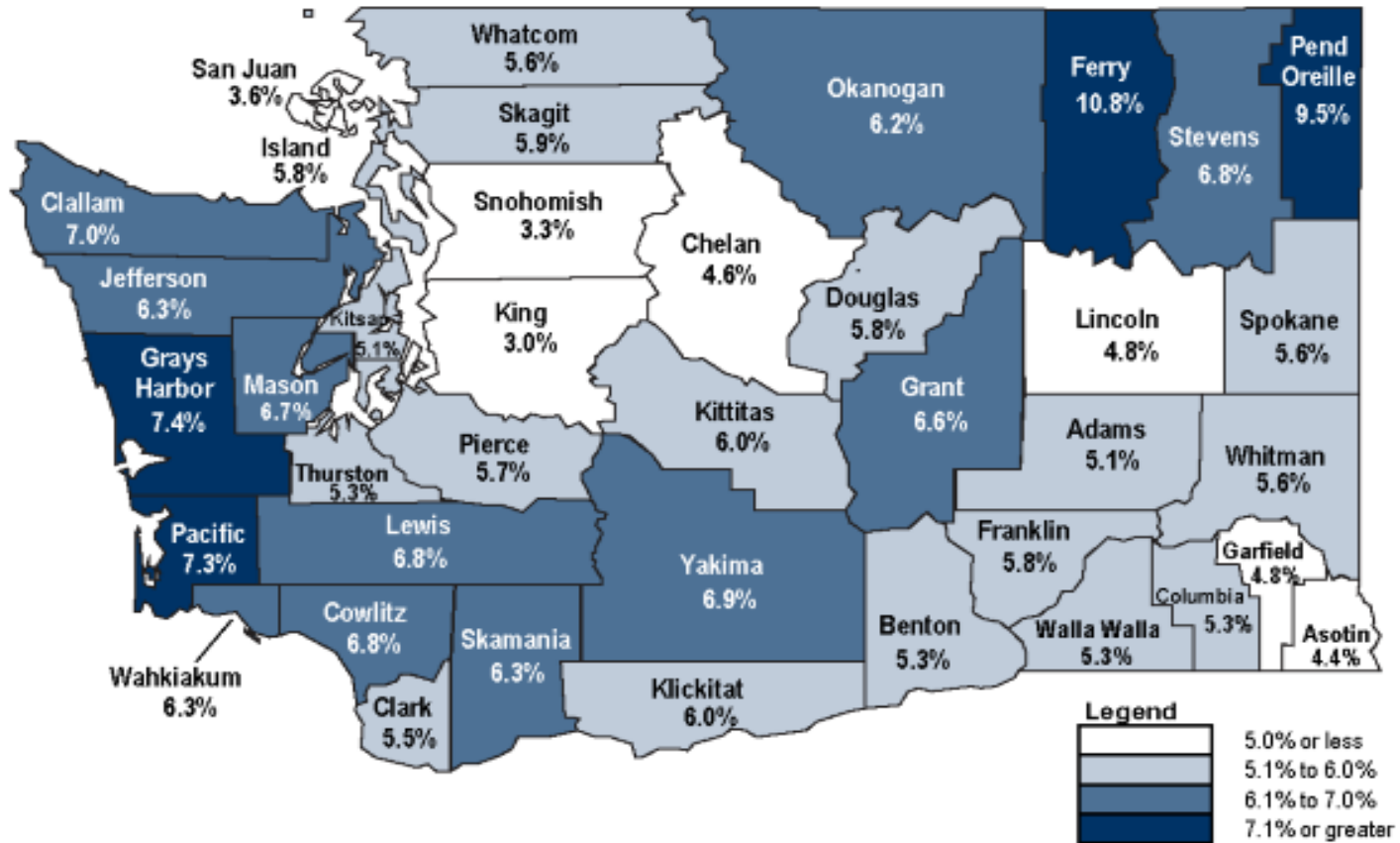
Annual Average Unemployment Rate 2018



Thurston (Olympia MSA) 5.0%
Whatcom (Bellingham MSA) 5.0%
Whitman (Pullman MC) 4.4%
Yakima (Yakima MSA) 6.8%

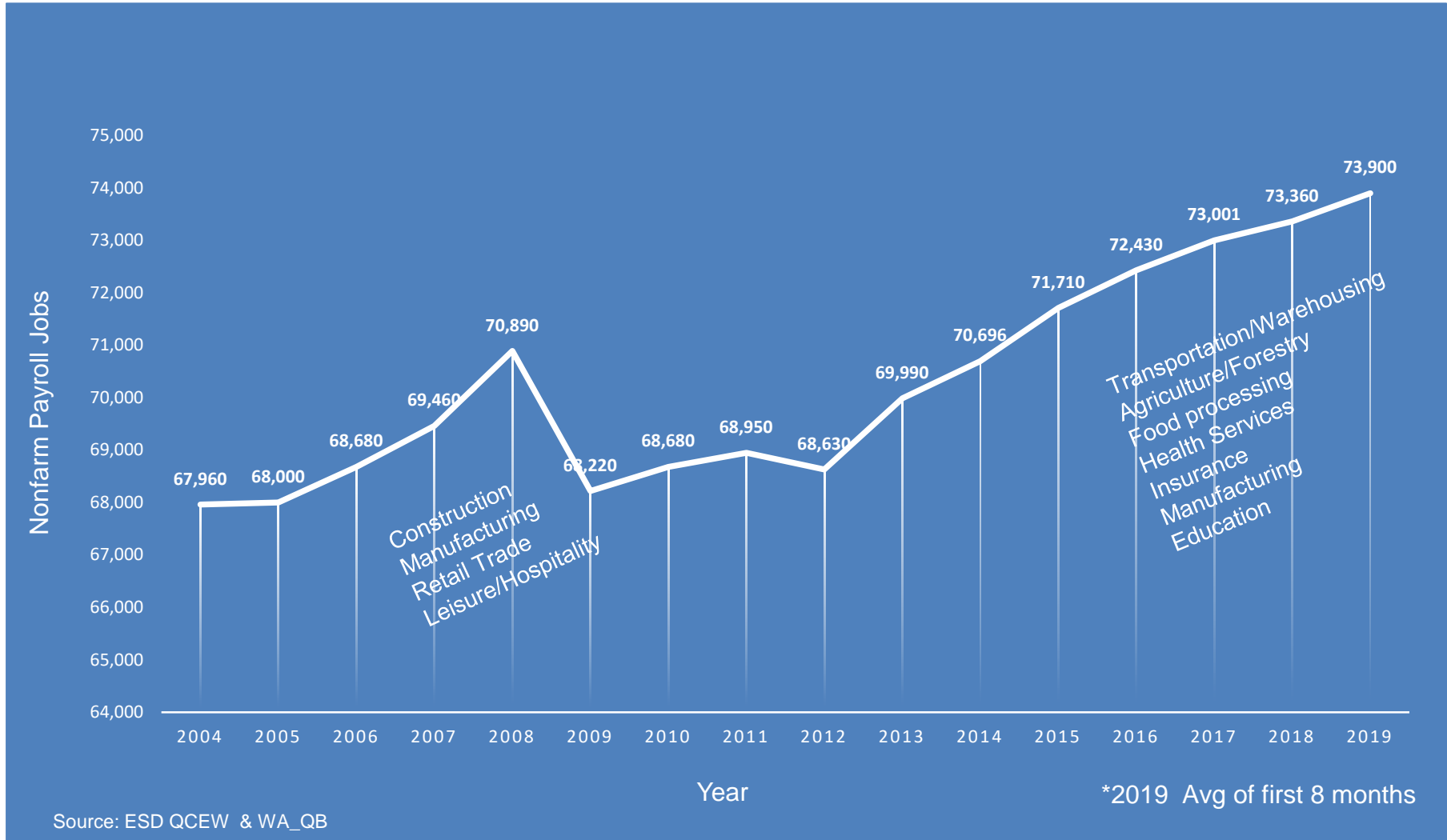
Note: Prepared in cooperation with the Bureau of Labor Statistics
 Detail may not add due to round.
 MSA: Metropolitan Statistical Area (Population 50,000 or higher)
 MC: Microplitan Statistical Area (Population 10,000 or higher but lower than MSA)

August 2019
County unemployment rates, not seasonally adjusted



Source: ESD LAUS

Eastern Washington: WDA 10 Payrolls



Agriculture: A Cornerstone of Washington's Economy

In 2016, Washington agriculture production alone topped

\$10.6 billion

Food processing generated more than

\$20.1 billion

in revenues (2016 WA Dept. of Revenue)



APPLES
\$2.43 billion



MILK
\$1.19 billion



WHEAT
\$691 million



POTATOES
\$687 million



CATTLE
\$664 million



HAY
\$516 million



HOPS
\$489 million



CHERRIES
\$480 million



GRAPES
\$319 million



PEARS
\$246 million

Top Trading Partners

Source: World Trade Atlas, CY17

CANADA - \$1.3B

TOP IMPORTS:
Seafood, Apples, Cherries

JAPAN - \$1B

French Fries, Hay, Seafood

CHINA - \$594M

Seafood, Cherries, Hay

SOUTH KOREA - \$397M

Hay, French Fries, Wheat

MEXICO - \$358M

Apples, Dairy, French Fries



Ship loading wheat on the Columbia River

Total Producers: More farms reporting multiple individuals involved in farm decision making.

Ages of those involved in farm decision making.

Age<35	8%
Age 35-64	58%
Age 65+	34%

Male producers declined 1.7 percent, the number of female producers increased nearly 27 percent.

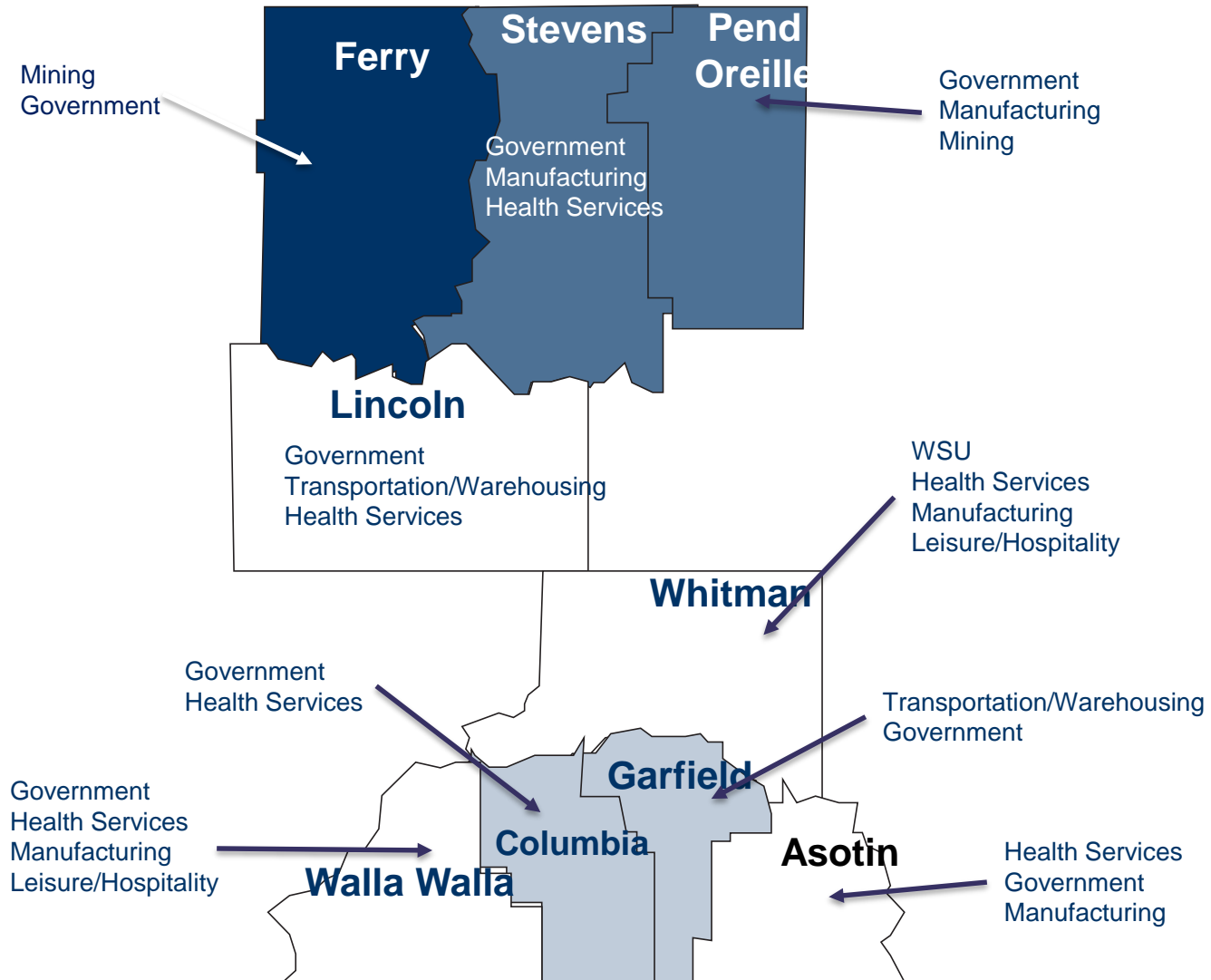
Non-Farm income increasing blend of income: Cell Towers, Wind Turbines, Leasing.

A majority of producers have military Service

New technology in agriculture



Major Industries by County: Nonfarm Jobs



Education:

- Replacements

- Rural

- Retention

- Teachers

- Administration

- Maintenance

- Transportation

- Food preparation

Manufacturing, Transportation and Warehousing:

- Replacements

- Rapidly Advancing Technology

- New sectors

- Logistic Technicians (Shipping/Receiving Clerks)

- Freight Forwarders

- Storage/Distribution Technicians

- Air Road and Rail

- Drone Technicians/Maintenance

www.esd.wa.gov/labormarketinfo

QUICK LINKS

Labor Market Info home
Contact an economist
Provide website feedback
Contact us

FREQUENTLY USED LINKS

Labor area summaries
Learn about an occupation
Report library/downloads

EMPLOYMENT

Monthly employment report
Employment estimates (WA-QB & CES)
Covered employment (QCEW)
Occupations (OES)
Projections
Employer demand
Agricultural employment and wages
Find employers tool
Supply/demand report
Quarterly workforce indicators (QWI)

** Note:* Screen resolution width lower than 1280 will activate this site's mobile responsiveness, causing the left navigation to populate at the top of the page as a drop-down menu titled "QUICK LINKS."

Monthly unemployment rates

January 2017
Washington State:
5.1% seasonally adjusted
Nationwide:
4.8% seasonally adjusted
Labor force by county snapshot *NEW*
not seasonally adjusted

Labor market information

If this is your first time visiting our newly designed landing page, you may want to **watch the short introduction video** to get acquainted with the navigation structure.

Our information includes data and analysis of Washington state's employment conditions, economy, job market and workforce. Our tools and reports use Washington state labor market information to help job seekers, employers and public officials make informed career, hiring or policy decisions.

Please **select a county name** to see regional information and statistics:

Recently published reports

- County Data Tables (2/27/17)
- Employer demand top 25 (2/28/17)
- Monthly employment report (3/14/17)
- Employment estimates (3/14/17)
- Labor force (LAUS) (3/14/17)
- Supply demand report (1/19/17)
- Covered employment (QCEW) (1/20/17)

You can request a research or data sharing agreement

