

Washington State WorkSource System Performance Dashboard

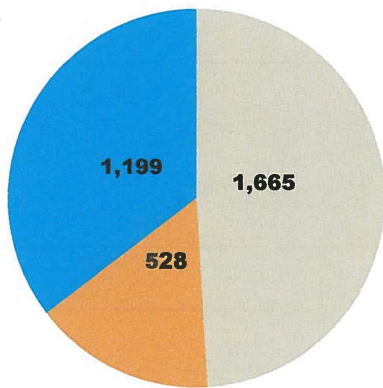
- Seekers served
- Employers served
- Definitions

Service Location
WDA 10 - Eastern

Year and quarter
CY 2017 Q2

Total seekers 3,393

- Self served only
- Both types of service
- Staff assisted only



All seekers served

Self service customers	2,193
Staff assisted customers	1,729
Self served only	49.07% 1,665
Both types of service	15.56% 528
Staff assisted only	35.34% 1,199

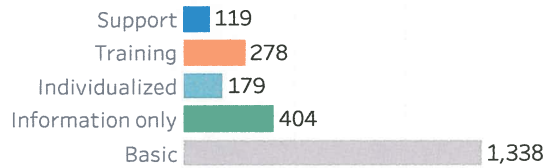
New to WorkSource?

New	31.45% 1,067
Returning	68.55% 2,326

WorkSourceWA job applicants


Seekers with job applications	1,041
-------------------------------	-------

Staff assisted seekers served by service type*



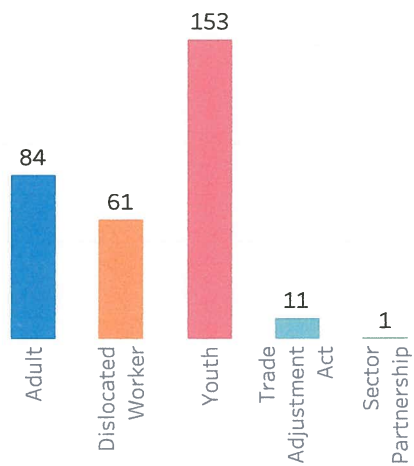
*Information only and support services do not trigger or extend participation.

Staff assisted seekers by cohort



Seekers served by program enrollment

Staff-assisted seeker counts by service location, regardless of enrollment location



Washington State WorkSource

System Performance Dashboard

Seekers served	Employers served	Definitions
----------------	------------------	-------------

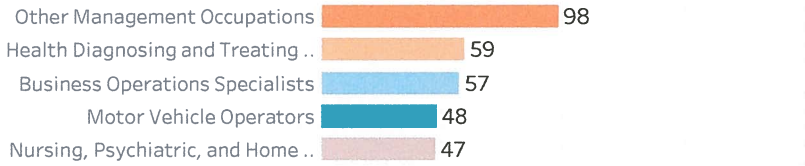
Location
WDA 10 - Eastern

Year and quarter
CY 2017 Q2

Employers using WorkSource

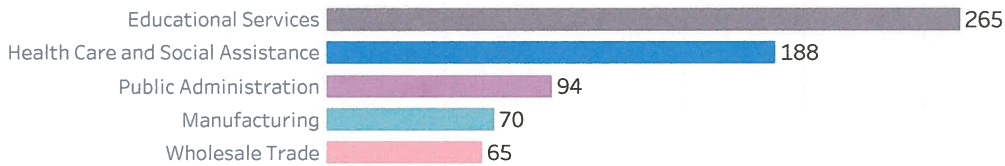
Distinct count of Employers	295
Distinct count of Job Orders	1,218
Employers receiving staff-assisted services	185

Top 5 jobs in demand



Number of job postings by 3-digit ONET

Top 5 industry sectors posting jobs



Number of job postings by 2-digit NAICS